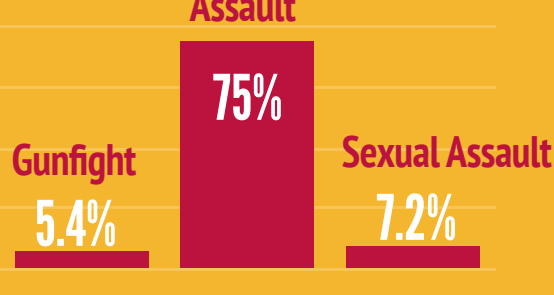


Peacegraphics

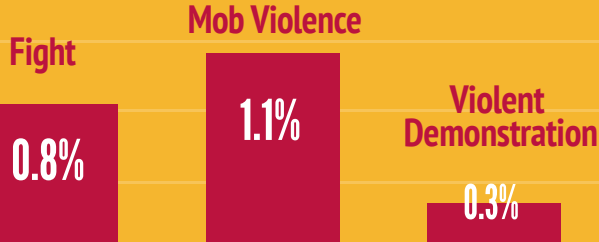
- a BPO eNewsletter
31 August 2020

Period: January-July 2020
Mapping based on reported incidents
(for sources, see below).

Top 3 reported violent incidents in July 2020



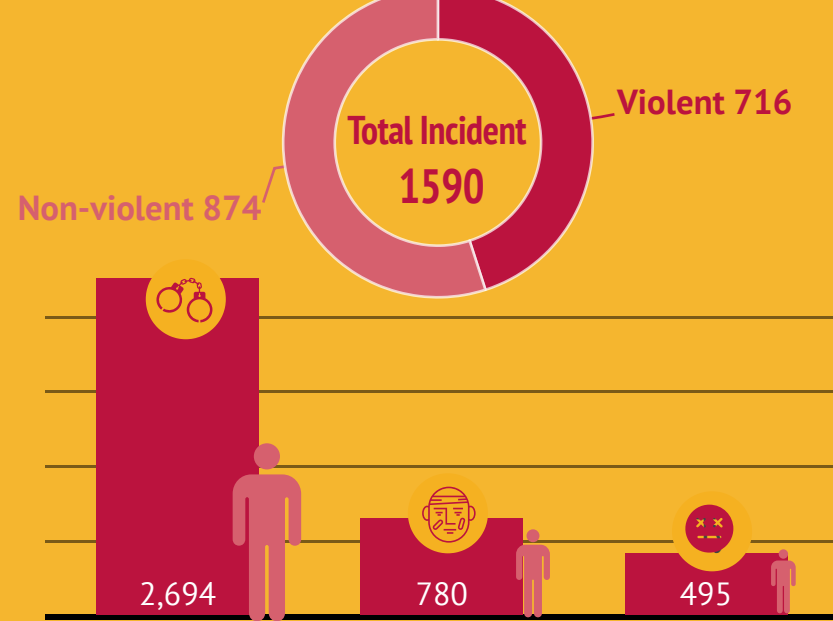
Bottom 3 reported violent incidents in July 2020



Incidents per 100,000 population



Overview of the incidents in July 2020



1 Sexual assault

From 8 March
17% Drop

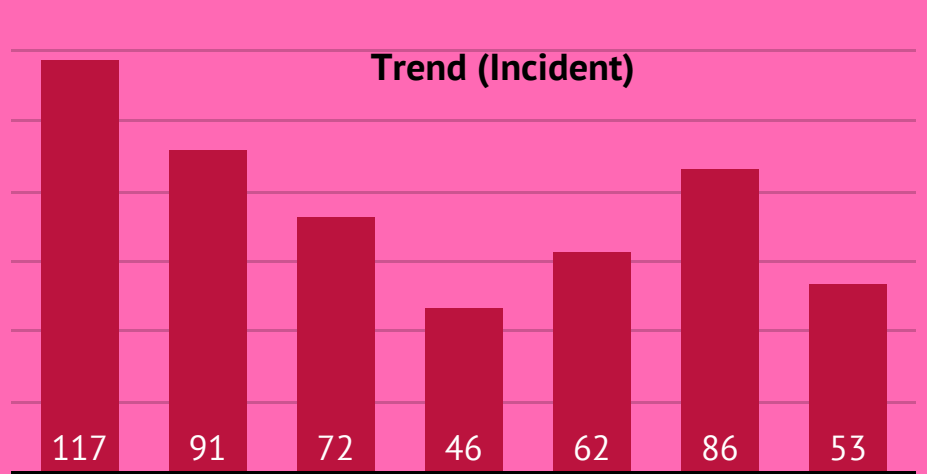
527 Incident, 465 Arrest, 35 Death

Barishal has almost **2X** more incident rates than other Divisions*

Sexual assault decreased 17% during COVID time (8 Mar to 31 Jul) compared to Pre-COVID time (14 Oct- 7 Mar). It was 492 in pre-COVID time and 406 in the COVID time.
* Jan - Jul 2020

One Year Before & After

July 2019: 121 Incident, July 2020: 53 Incident



2 Domestic and Dowry related violence

From 8 March
2% Rise

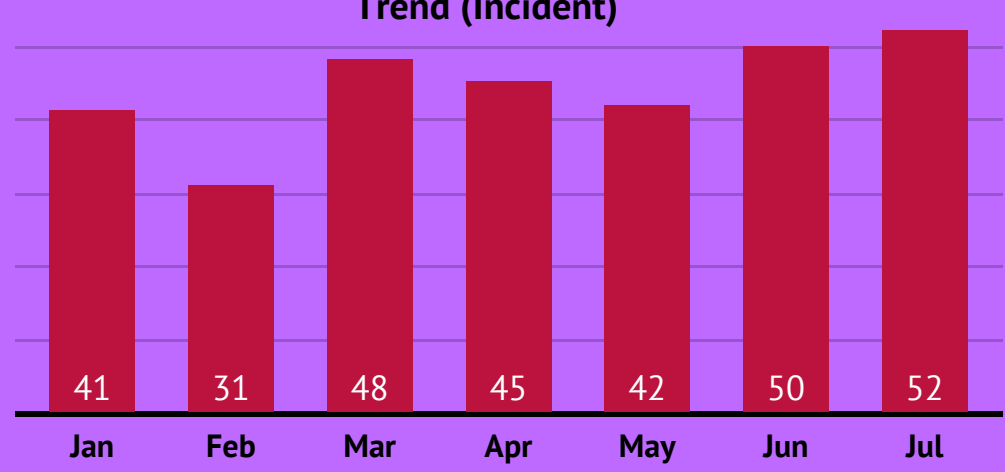
309 Incident, 118 Injury, 202 Female Deaths, 152 Arrest

Barishal and Rajshahi have the highest incident rates*

Domestic and Dowry related violence increased 2% during COVID time (8 Mar to 31 Jul) compared to Pre-COVID time (14 Oct- 7 Mar). It was 224 in Pre-COVID time and 228 in the COVID time.
* Jan - Jul 2020

One Year Before & After

July 2019: 49 Incident, July 2020: 52 Incident



3 Violence against children

From 8 March
31% Drop

841 Incident, 390 Death, 358 Sexual assault, 380 Injury, 518 Arrest

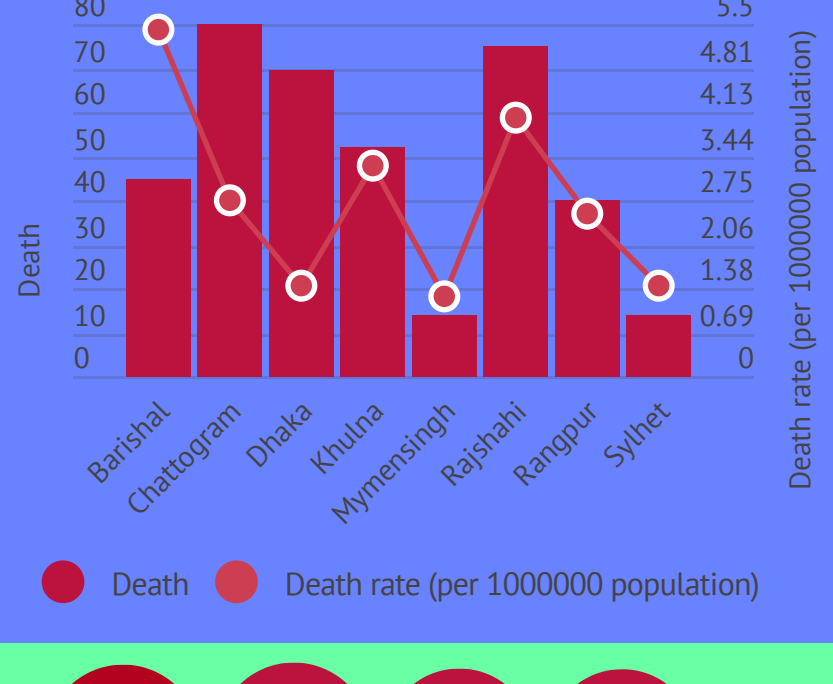
Barishal and Rajshahi have the highest Death rates*

The death rate is double in Barishal comparing to other divisions except Rajshahi.

Violence against children decreased 31% during COVID time (8 Mar to 31 Jul) compared to Pre-COVID time (14 Oct- 7 Mar). It was 771 in Pre-COVID time and 528 in the COVID time.
* Jan - Jul 2020

One Year Before & After

July 2019: 157 Incident, July 2020: 122 Incident



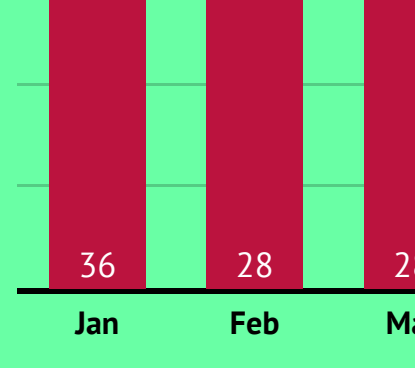
4 Abduction

53% Children, 42% Man, 5% Woman
Jan - Jul 2020

One Year Before & After

July 2019: 32 Incident, July 2020: 14 Incident

161 Incident, 164 Arrest, 40 Death, 65 Injury



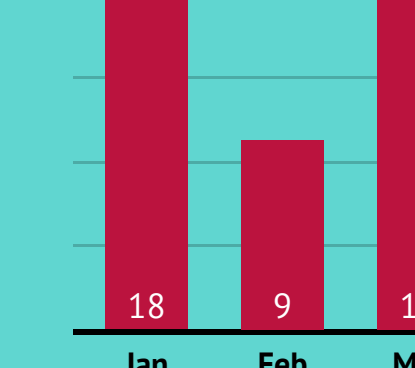
5 Mob Violence

81 Incident, 135 Arrest, 27 Death, 98 Injury

One Year Before & After

July 2019: 38 Incident, July 2020: 7 Incident

14% Thief, 14% Miscreant, 13% Hijacker, 12% Robber
Jan - Jul 2020



6 Gunfight

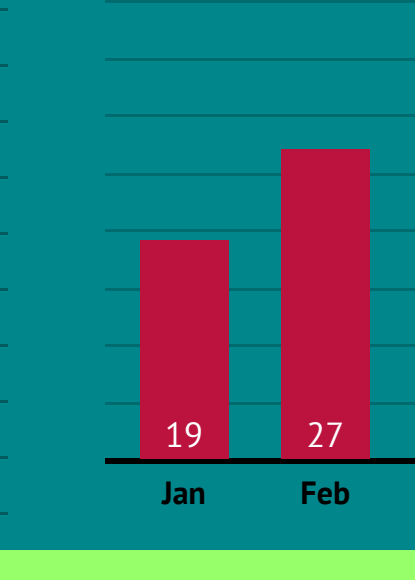
**14% drop is shown on the basis of pre-COVID and COVID time segregation. Although, in July, there is significant rise in the incidents.

One Year Before & After

July 2019: 44 Incident, July 2020: 39 Incident

From 8 March
14% Drop

157 Incident, 26 Arrest, 207 Death, 144 Injury

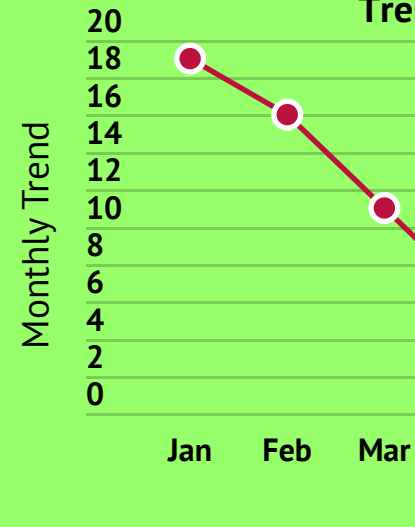


7 Border Issue

**64% drop is shown on the basis of pre-COVID and COVID time segregation. Although, from June onward, the number of incidents related to border continues to rise.

73 Incident, 120 Arrest, 32 Death, 21 Injury

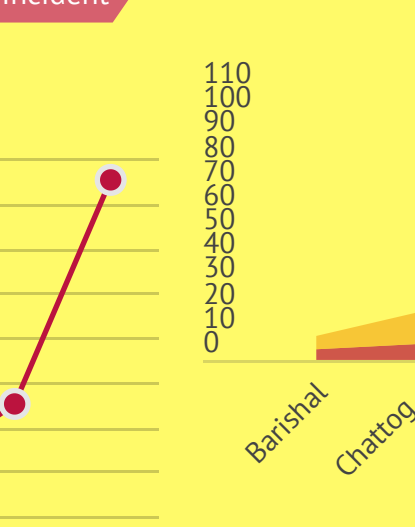
From 8 March
64% Drop



8 Violent Extremist

From 8 March
38% Drop

70 Incident*, 179 Arrest, 1 Death, 5 Injury



9 Violence against Minorities

One Year Before & After: July 2019: 2 Incident, July 2020: 1 Incident

25 Incident, 3 Death, 5 Arrest, 43 Injury

* 14 temples were attacked and 16 Idols were destroyed in the last six months.
* Eg. The charity box of a Buddhist temple was looted and a monk was stabbed by miscreants at Baghaichhari upazila of Rangamati.
* Eg. Miscreants torched and vandalized Hindu goddess idols of three Hindu temples at Taraganj upazila of Rangpur.
* Eg. Miscreants attacked several houses of the minority Hindu community, looted valuables, and injured 15 people in Lalmojon, Bhola.

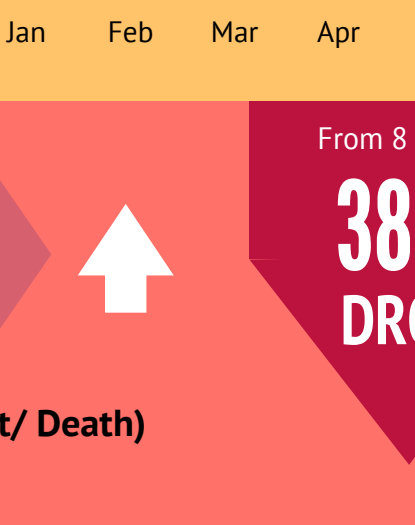


10 Rohingya Issue

One Year Before & After: July 2019: 9 Incident, July 2020: 15 Incident

From 8 March
38% Drop

141 Incident, 570 Arrest, 63 Death, 62 Injury



Sources: The Daily Star, The Daily Prothom Alo, The Daily Ittefaq, The Daily New Age, The Daily Jangantor, The Daily Bangladesh Observer, The Daily Independent, The Daily Samakal, The Daily Purbokone, The Daily Karatoa, Sylheter Dak, Ajker Barta (Barishal), Ajker Mymensingh, Dainik Purbanchal (Khulna), Cox's Bazar News, Cox's Bazar Journal, Teknaf News, Ukhia News.